

Plan Map Legend

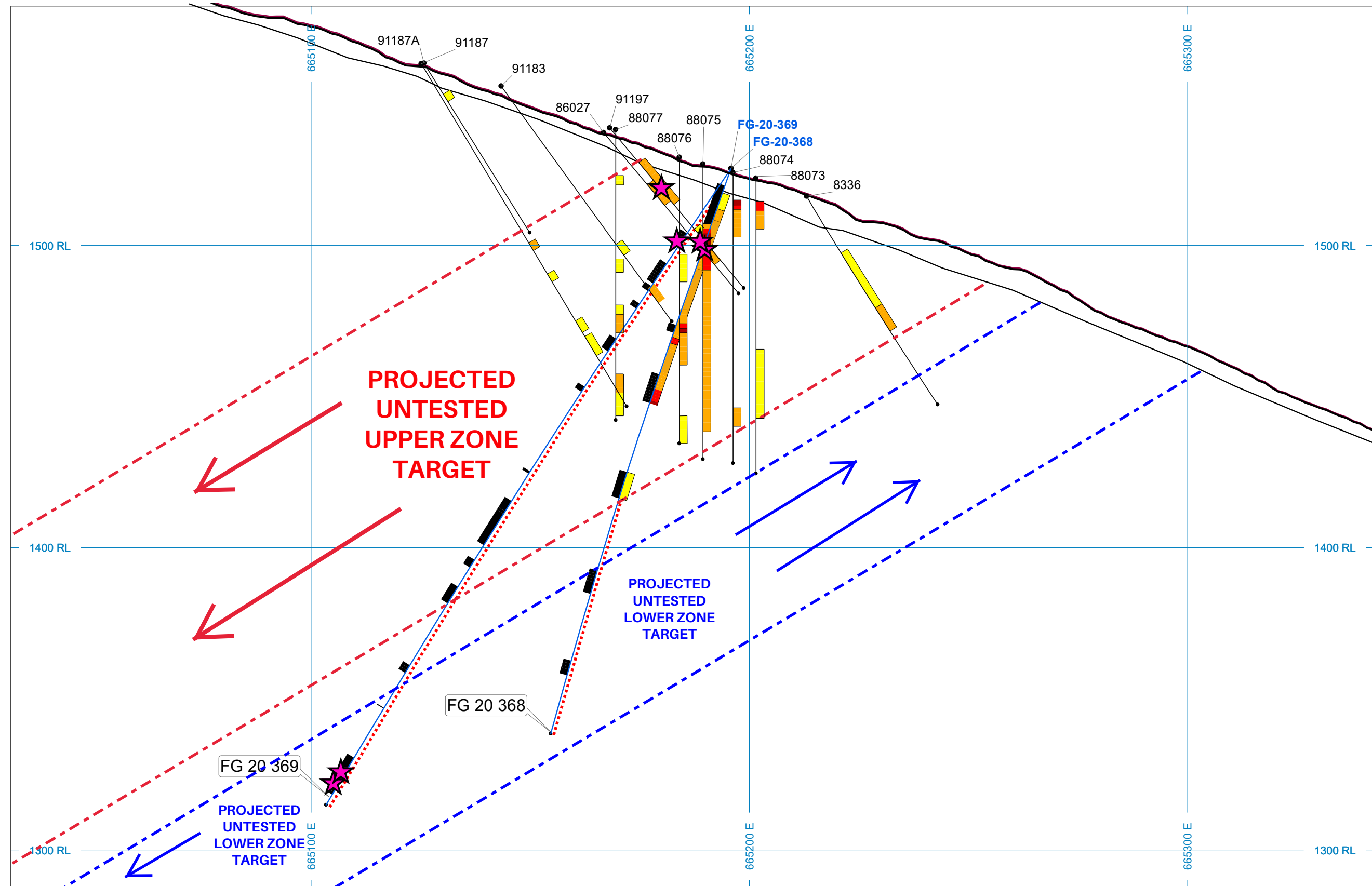
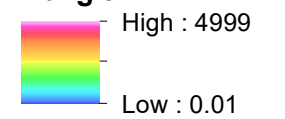
Surface Sampling Soils

Au g/t

- 0 - 0.05
- 0.05 - 0.2
- 0.2 - 0.5
- 0.5 - 1
- > 1

Gold Soils Grid

Au g/t



Section Legend

Assay Interval Grades

Au g/t

- 0.5 - 1.0 g/t
- 1.0 - 5.0 g/t
- 5 - 10 g/t
- > 10 g/t

Quartz Zones

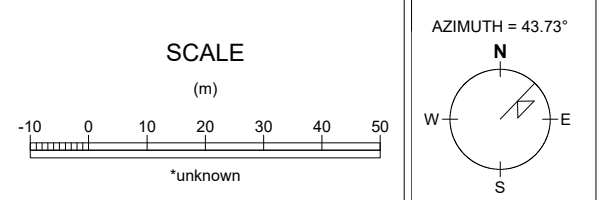
★ Visible Gold

— 2020 Kore Drilling

— Assays Pending

Overburden

Note: Lower grade assay composites are inclusive of higher grade intervals



Kore Mining
Frasergold
665187E SECTION
Section A - A' test